

**KENDRIYA VIDYALAYA**

**HASIMARA**




**SUMMER HOLIDAY HOME**

**WORK**

**(CLASS 1 to 5)**

## HOLIDAY HOME WORK

### CLASS 1-A,B (2017-18)

1. ENGLISH - Write both capital and small letters along with pictures on the chart.
2. EVS - Draw pictures of five fruits and body parts on chart.
3. Computer - Draw a picture of computer.
4. MATHS
  - 1. write counting ( 1 to 100)
  2. Write onwards 4 to 20
  3. Skip counting 2 to 50
  - 4 learn and write tables up to 5
  - 5 shape by glace paper –
5. हिन्दी
  - 1. स्वर व्यंजन व मात्राएँ लिखिए ।
  2. क से ज तक बारह खड़ी लिखिए ।
  3. प्रतिदिन तीन नए शब्द तीन बार लिखिए ।
  4. पाँच पालतू पशु-पक्षी तथा फल का चित्र चिपकाए ।
  5. रंगों के नाम लिखकर उसके आगे    आकृति बनाकर रंग भरो ।

## KENDRIYA VIDYALAYA HASIMARA

### (CLASS -II)

#### Hindi

- 1- पाठ तक के सभी प्रश्न उत्तर व कठिनशब्द याद करो 3 से 1।
- 2- किसी एक कविता को याद करके उसको चार्ट पर लिखो ।
- 3- पेज सुलेख लिखो 10।
- 4- बार वर्णमाला लिखो 5।
- 5- किसी एक हिन्दी समाचार पत्र का एक लेख / किताब का एक पेज रोज़ पढ़कर अपने से बड़ी को सुनाओ ।

#### EVS

- 1- Watch Discovery/Discovery science channel everyday at least for one hour.
- 2- Learn all class work and home work.
- 3- Complete the textbook page no. 3,4,,5,9,10,13,14,15,18,19,22,23,24.
- 4- Make a project on cleanliness (e.g clean village/ good habits).

#### ENG

- 1- Write 20 pages hand writing.
- 2- Learn poems –Brush Brush brush your teeth, Bells , The paddling pool.
- 3- Paste / Draw 10 animals pictures on a chart paper.
- 4- Write week days and months names on a chart paper and learn them also.
- 5- Write 10 Lines about yourself.

#### MATHS

- 1- Write table 2 to 12 in copy.
- 2- Paste shapes: - Rectangle, Square, Triangle, Circle, Cone, Cylinder on a thermocol.
- 3- Write numbers names 1 to 150.
- 4- Draw 5 heavy and 5 light things on a chart paper.
- 5- Paste 5 long and 5 round shapes in copy.

#### COMPUTER:

1. Draw a picture of computer?
2. Write computer parts name?

# **KENDRIYA VIDYALAYA HASIMARA**

## **(CLASS – III)**

### **EVS:**

1. Handwriting of page no. 19 (water o water)
2. Make a chart paper and paste picture of source of water, use of water and form of water.
3. Do you the home work page no. 8, 17, and 28.
4. Explain and learn new words from taught lesson.

### **MATHEMATICS:**

1. Make a calendar of 2017.
2. Make your own clock.
3. Make your own meter rope.
4. Learn and write table up to 20.
5. Learn and write number and number name.
6. Make number cards from 0 to 9.
7. collect in bunch of 10 .  
(a ) seeds          (b) buttons          (c)pebbles
8. Make cut out of different  
(a)alphabets (b)geometrical shape)
9. Make tangram .

### **ENGLISH:**

1. Write the ten rhyming words.
2. Write the name of ten quality showing words.

3. Find rhyming words from the poem of word talk.
4. Make a project write ten birds name and paste their figure?
5. Make one mask of any birds of any animals.
6. Write twenty page hand writing?
7. Make three words with each latter (A to Z)

## हिन्दी

१. २०पेज सुलेख लिखिए।
२. चाँद वाली अम्मा पाठ से दस नाम वाले शब्द व दस काम वाले शब्द लिखो।
३. दादी या नानी से बातचीत करे व उनके द्वारा सुनाई गई एक कहानी लिखे।
४. अम्माशब्द 'मे' 'म्म' द्विरुक्त व्यंजन है।ऐसे दस शब्द लिखो।
५. क से ज तक हर अक्षर से तीन-तीन शब्द लिखे।
६. अनुपयोगी सामान का प्रयोग कर एक उपयोगी वस्तु बनाये।

## COMPUTER:

### UNIT-1

- 1.learn spelling of all computer parts ?
- 2.function of caps lock and spacebar?
- 3.Write down and learn any five computer ETIQUETTES?
- 4.Write and learn any two strength and limitation of computer?
- 5.Practicle-how to start/shutdown a computer?

### UNIT-2

- 1.Name and draw all tools of MS-PAINT?
- 2.What is the difference between paint brush and AIR brush?
- 3.Practicle-Draw and fill color in different shapes like star,circle,square,rectangle,triangle.

## **CLASS-IV**

### **ENGLISH**

1. Find out, explain and learn new words of the taught lessons.
2. Write handwriting of page no. 44 to 45.
3. Make a chart paper and paste different types of leaves.
4. Do your homework of page no 5 and 13.
5. Make a model of a clock from waste materials.

### **हिन्दी**

1. सयुंक्त अक्षर वाले 10 शब्द लिखो ।
2. अपने किताब से ५ मुहावरा ढूँढ कर उनका अर्थ लिखो और उनसे वाक्य बनाओ ।
3. अपने किताब से १० शब्द छाँटो और उनका विलोम शब्द लिखो ।
4. अपने किताब से १० शब्द छाँटो और उनका तीन - तीन पर्यायवाची शब्द लिखो ।
5. अखबार या कहानी की किताब से देखकर १० पृष्ठ सुलेख लिखो ।
6. अनुपयोगी वस्तुओं का इस्तेमाल कर एक उपयोगी वस्तु बनाओ ।

### **MATHEMATICS**

1. Write and learn the multiplication tables from 2 to 20.
2. Write the number names from 100000 to 100100.
3. Make five word problems each on ADDITION, SUBTRACTION, MULTIPLICATION and DIVISION.
4. Make a model of a brick or a dice.

### **EVS**

1. Make a bridge using waste materials from your home.
2. Draw pictures of five animals and five birds on a chart paper.
3. Make a model of a tree using paper and waste materials from your home.
4. Learn all the questions answers already done in the class.

## **COMPUTER:**

### **Unit-1**

1. Name first calculating device?
2. Name of the following
  - a. Father of computer.
  - b. First computer programmer.
  - c. Two super computer of india.
3. Make a chart for generation of computer?
4. Practical-Draw a computer picture with the help of MS-PAINT?

### **Unit-2**

1. What is WORD PROCESSOR? Give any two use
2. Write shortcut key for the following-
  - a. print
  - b. select all
  - c. save the current file
  - d. open an existing file

practicle:

- a. Open MS-WORD write five sentences about yourself with your name.
- b. Open a page and set the margin, Orientation.

## **CLASS- V**

### **E.V.S.**

- 1.) Draw the figure of five sense organs and describe their work.
- 2.) Write a short note about sloth with figure and write the name of five endangered animals.
- 3.) Write a short note about kalbeliya dance.
- 4.) Draw the figure of tongue and show tasting areas on the chart paper.
- 5.) Draw the figure of digestive system on the chart paper.
- 6.) Make a project about how does food get spoilt?

### **ENGLISH**

- 1.) Write a project report on any one state of India mentioning its:-
  - (a) Language
  - (b) Folk culture ( Dance / Song)
  - (c) Traditional Dresses
  - (d) Traditional Dishes
  - (e) Historical monuments

Also Paste/Draw relevant pictures.

- 2.) Write a folk Tale of your state.
- 3.) Make puppets of the folk tale you have written.
- 4.) Make your own pocket dictionary including words from the chapters of first term.
- 5.) Write a page of diary daily mentioning your special activity of the day.

### **हिन्दी:**

#### **ग्रीष्मकालीन अवकाश कार्य**

- १.) भारत तेरे रंग अनेक - भारत के किसी एक राज्य के बारे में रिपोर्ट लिखो-  
भाषा -  
परिधान -  
खानपान -



## लोककला -

२.) किसान और चीजों का सफर- आलू की पकौड़ी, आइस-क्रीम और बर्फी कैसे हम तक बनकर पहुँचती है उसके सफर के बारे में लिखो ।

३.) तुम्हारी रामलीला- बाल रामायण पढ़कर किसी एक पाठ को लिखो ।

४.) आना जाना- आप जिस राज्य से आकर बसे हो वहाँ के बारे में लिखो ।

७.) स्वयं का शब्दकोश बनाएँ ।

८.) डायरी लेखन :- ग्रीष्मअवकाश कैसे बिताएँ - प्रतिदिन एक पृष्ठ लिखो ।

## Mathematics:

1. Make 3 different closed shapes with same number of matchsticks and mark the angles.
2. Matchstick puzzles.
  - Make 8 triangles using 6 matchsticks.
  - Use 10 matchsticks to make a house.
  - Use 8 matchsticks to make a swimming fish.
3. Identify a right angle, an angle less than a right angle and an angle more than a right angle using body postures and to draw them using stick drawings.
4. Make patterns with self-prepared card board tiles.
5. Collect leaves of different sizes , trace them on a square grid paper and find out their area and perimeter.(maximum 5 leaves)
6. Learn the multiplication tables from 2 to 25.
7. Solve 10 word problems from text book.

## COMPUTER:

### UNIT-1

1. What is the difference between merging and the alignment of the table?
2. What is the difference between copy and moving?

3. Write down the steps for the following-

- a. Inserting table.
- b. Adding table border.
- c. Filling the color in Cells.
- d. Inserting new row and column.

## UNIT- 2

1. Write down different types of selecting(any 4)?

2. Write Down different types of select with keyboard (any4)?

3. Write down shortcut key for the following-

For cut,copy,paste,print,undo,redo.

4. Define following term-

- a. margin setting
- b. orientation
- c. wrap text

Practicle-make a time table of your class with help of ms table.